

# INSPIRATIONS

## LAMDURA COLLECTION

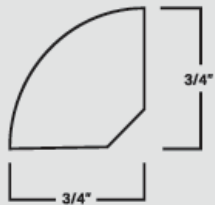
Inhaus®

TRIM LENGTH 7' 10" | LAMINATE

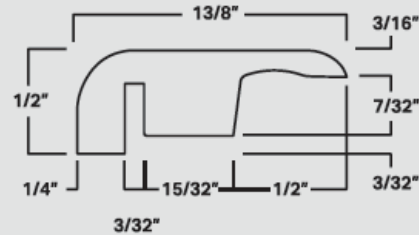
Trim dimensions are approximate. Trims are coordinating, color or graining may not be exact.

### Flooring Trim Solutions

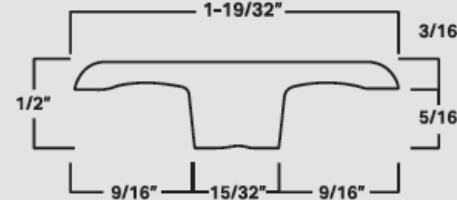
Quarter round



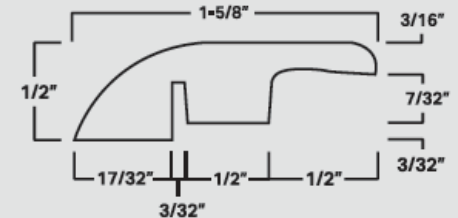
End Cap



T-molding

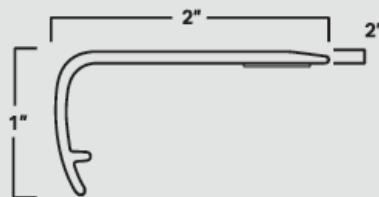


Reducer



SHIMS AND TRACK may be require with this procut. Contact T&A Supply to confirm.

Stairnose



QNOSE



FLUSH SQUARE NOSE 48"

Contact T&A Supply for Qnose

